



G.D. GOENKA PUBLIC SCHOOL, UNNAO

SESSION 2025-2026


SUMMER HOLIDAY HOMEWORK

CLASS – I

Name: _____

Roll no. _____

Color the given picture.



HELLO SUMMER

Dear Parents,

Greetings from GDGPS, Unnao

As parents, it is important to invest your time in children now. To cherish these moments, here is a list of suggested activities, which you can enjoy with your children.

- Plan family outings and activities, such as picnics, trips to the park.
- Encourage your child to read books, explore new hobbies, or learn a new skill.
- Set up a routine that balances fun activities with some learning and productivity.
- Limit screen time and encourage outdoor play or creative pursuits.
- Involve your child in household chores or cooking to teach responsibility and life skills.
- Spend Quality Time: share meals, go for walks, play games, or talk together each day.
- Be a Role Model: Children learn by example—show good habits, kindness, and balance.

Dear Students,

Summer break is a wonderful opportunity to relax, recharge, and refocus. It's a time to:

- Unwind and take a break from academics
- Explore new interests and passions
- Learn new skills and expand your knowledge
- Spend quality time with family and friends

To make the most of your summer break, we've prepared a set of engaging activities and worksheets that will keep you productively occupied. These activities will help you stay connected to learning, explore new concepts, and have fun while doing so.

POINTS TO NOTE:

- All the sheets should be well labeled.
- The work should be neatly done under the supervision of parents.
- The work in different subjects should be handed over to the concerned subject teacher latest by **13th July, 2025.**
- Revise the syllabus of Cyclic Test-1.

Summer Holiday Homework**English**

Subject Enrichment Activity- Read English newspaper from 11.06.2025 to 15.06.2025 and cut 2 International, 2 National, and 2 Sports news headlines from the newspaper and paste it in a scrapbook date wise.

Project Based Learning- Prepare a booklet on Singular & Plural Noun. Take a colourful chart or A4 sheets, prepare a book of 10 pages and paste the pictures of singular and plural noun. Take help from the given link- <https://youtu.be/7HkqUulEV7g>

Portfolio Assessment- Do the given Worksheets
Practise writing 10 pages of English in your writing notebook from 1.06.2025 to 10.06.2025

Hindi

Subject Enrichment Activity- इन वर्णों के मेल से अधिक से अधिक शब्द बनाओ। तथा अपनी हिन्दी की कॉपी में लिखो।

क	ब	स	त	र	प	न	ख
---	---	---	---	---	---	---	---

Project Based Learning - किसी पुरानी पत्रिकाओं से रंगीन कागज के छोटे- छोटे टुकड़े फाड़ लो। एक आर्ट शीट पर किसी पेड़ का चित्र बनाओ तथा चित्र के अंदर उन रंगीन कागज के टुकड़ों को गोंद की सहायता से चिपकाओ तथा उस आर्ट शीट पर अपना नाम तथा कक्षा लिखो।

अपने परिवार के सदस्यों के नाम हिन्दी में आरोही क्रम के आधार पर किसी A4 साइज़ की शीट पर लिखो तथा उनकी फोटो चिपकाओ।

Portfolio Assessment – Do the given Worksheet.

प्रतिदिन 1 पेज हिन्दी सुलेख अपनी हिन्दी की कॉपी में लिखो। (10 पेज)

किसी A4 साइज़ की शीट पर कविता लिखो तथा चित्र बनाकर रंग भरो। (मधु मयूख पुस्तक के पेज नंबर 120 से)

Mathematics

Subject Enrichment Activity- Create a collage on a half chart paper using cut-out shapes from coloured paper to form a picture (e.g.-a house using squares and triangles, a tree using circles and rectangles).

Project Based Learning- Make a 'Multiplication Table Wheel, (2 to 10) with the help of given link-

<https://youtu.be/AevHNInx8HE?si=6Ow8iGsn01UQeErj>

Portfolio Assessment- Do the given Worksheets

<p style="text-align: center;">EVS</p>	<p>Subject Enrichment Activity- Create a daily routine chart on (A4 Sheet) with sections for morning, afternoon, and evening activities along with time. Include activities like brushing teeth, eating meals, playing outside, studying and going to bed on time. (Of 5 days)</p> <p>Project Based Learning Cut out images of healthy foods (fruits, vegetables, grains, proteins) from magazines, newspapers, or old books. Paste the images onto the paper plate to create a "Healthy Food Plate."</p> <p>Portfolio Assessment - Do the given Worksheets</p>
<p style="text-align: center;">Computer</p>	<p>Subject Enrichment Activity – Make a short video on ‘How to Turn On Computer’. You can write the steps on A4 sheet and give the instructions in that video.</p> <p>Steps- Switch on main power supply → Switch on the UPS. → Switch on the CPU. → Switch on the monitor.</p> <p>Project Based Learning - Draw or paste the parts of a computer and label it on A4 sheet.</p> <p>Portfolio Assessment - Do the given Worksheets</p>
<p style="text-align: center;">GK</p>	<p>Subject Enrichment Activity – Make a mini poster on colourful A4 sheet and paste the National Symbols (Title your project - All about India)</p> <p>Project Based Learning - -Make a 3D Model on ‘Seasons’ Take help of the given link- https://youtube.com/shorts/wVPyQPvyITk?si=7VgPDb5i8_7F3rXl</p> <p>Portfolio Assessment - Do the given Worksheet/s</p>



G.D. GOENKA PUBLIC SCHOOL, UNNAO

SESSION 2025-2026

SUMMER HOLIDAY HOMEWORK

SUBJECT- ENGLISH

CLASS – I

Name: _____

Roll No. _____

Topics- Alphabetical Order, Word Formation, Articles, This/That

Q1. Arrange the given words in alphabetical order.

i) dog; cat; apple; bat

ii) sun; moon; star; cloud

iii) ball; kite; apple; drum

iv) elephant; tiger; lion; zebra

v) rose; tulip; daisy; sunflower

Q2. Use the given letters to form meaningful words. Write the words in the space provided.

i) MBULAREL - _____

ii) COTDRO - _____

iii) BTAEL - _____











iv) GOAMN - _____

v) OUHES - _____

Q3. Fill in the blanks with 'a' or 'an'.

- i) I saw _____ elephant at the zoo.
- ii) She has _____ apple in her lunchbox.
- iii) He is _____ honest boy.
- iv) We need _____ umbrella for the rain.
- v) There is _____ cat on the roof.
- vi) I want _____ ice cream cone.
- vii) She is reading _____ interesting book.
- viii) They live in _____ old house.
- ix) He ate _____ egg for breakfast.
- x) I found _____ orange on the table.

Q4. Fill in the blanks with 'This' or 'That'.

- i) _____ is my favorite book. → 
- ii) _____ is a beautiful butterfly. → 
- iii) _____ is my pet dog. → 
- iv) _____ is a tall tree. → 
- v) _____ is my school bag. → 
- vi) _____ is a red apple. → 
- vii) _____ is a big house. → 
- viii) _____ is my new pencil. → 
- ix) _____ is a funny clown. → 
- x) _____ is a shiny star. → 

Teacher's Signature & Remark:



G.D. GOENKA PUBLIC SCHOOL, UNNAO
SESSION 2025-26
SUB: HINDI LANGUAGE WORKSHEET
TOPIC: वर्णमाला (Worksheet #1)
CLASS:- 1

NAME:-.....

ROLL NO:

➤ हिन्दी वर्णमाला में कितने स्वर होते हैं लिखो, तथा स्वरों के डिब्बे में गुलाबी रंग भरों।

➤ हिन्दी वर्णमाला में कितने व्यंजन होते हैं लिखो, तथा व्यंजनों के डिब्बे में आसमानी रंग भरों।

➤ बाईं ओर लिखे वर्ण को ढूंढो और गोला ० लगाओ ।

ओ	औरत औरंगाबाद	ओर	ओखली	और
औ	औलाद आगरा	औजार	ओला	ओढनी
तौ	तैरना तुलना	तौलिया	तोड़ना	तौलना
तो	तोता तोड़ना	तोला	तेरह	त्रिनेत्र

रो	रोना रोहित	रहना	रोकना	रुकना	
लो	लॉट	लोटा	लौकी	लोटना	लुढ़कना
का	कानपुर काबिल	कान	कुटिया	करोँदा	

TEACHER'S SIGN & REMARK.....



G.D. GOENKA PUBLIC SCHOOL, UNNAO

SESSION 2025-2026

SUMMER HOLIDAY HOMEWORK

SUBJECT- MATHS

CLASS – I

Name: _____

Roll No. _____

Topics: Number Names, $>$, $<$ or $=$, Before and After Number, Skip Counting, Table

Q1. Write the number names of the given numbers.

i) 99 - _____

ii) 107 - _____

iii) 212 - _____

iv) 18 - _____

v) 546 - _____

Q2. Fill in the blanks with $>$, $<$, or $=$.

i) 258 582

ii) 73 37

iii) 110 110

iv) 306 412

v) 92 90

Q3. Fill in the blanks

i) What comes before 65? _____

ii) What comes after 118? _____

iii) What comes between 124 and 126? _____

iv) What comes before 100? _____

v) What comes after 312? _____

Q4. Circle the Correct Sequence.

i) Which is the correct skip counting sequence by 2s?

[] 2, 4, 6, 8, 10

[] 1, 3, 5, 7, 9

[] 2, 5, 8, 11, 14

ii) Which is the correct skip counting sequence by 5s?

[] 5, 10, 15, 20, 25

[] 1, 6, 11, 16, 21

[] 5, 7, 9, 11, 13

Q5. Complete the table of 2.

				T	O
2	x	1	=		
2	x	2	=		
2	x	3	=		
2	x	4	=		
2	x	5	=		
2	x	6	=		
2	x	7	=		
2	x	8	=		
2	x	9	=		
2	x	10	=		

Teacher's Signature & Remark:



G.D. GOENKA PUBLIC SCHOOL, UNNAO

SESSION 2025-2026

SUMMER HOLIDAY HOMEWORK

SUBJECT- EVS

CLASS – I

Name: _____

Roll No. _____

Topics: Sense Organs, Clothes We Wear, Parts of Body

Q1. Write the name of the sense organs for each of the following.

i) What do we use to see?

ii) What do we use to hear?

iii) What do we use to smell?

iv) What do we use to taste?

v) What do we use to touch?

Q2. Tick the correct option.

i) We wear woollen clothes in _____.

a) Summer

b) Winter

c) Monsoon

d) Spring

ii) Which of these is worn to keep our feet warm in winter?

a) Sandals

b) Socks and shoes

c) Flip-flops

d) Sunglasses

iii) A _____ is worn on the head to protect it from the sun.

a) Gloves

b) Hat

c) Scarf

d) Belt

iv) We wear _____ to cover our hands in cold weather.

a) Anklets

b) Mittens

c) Earrings

d) Bracelets

v) When we go swimming, we wear _____ on our legs.

a) Pants

b) Socks

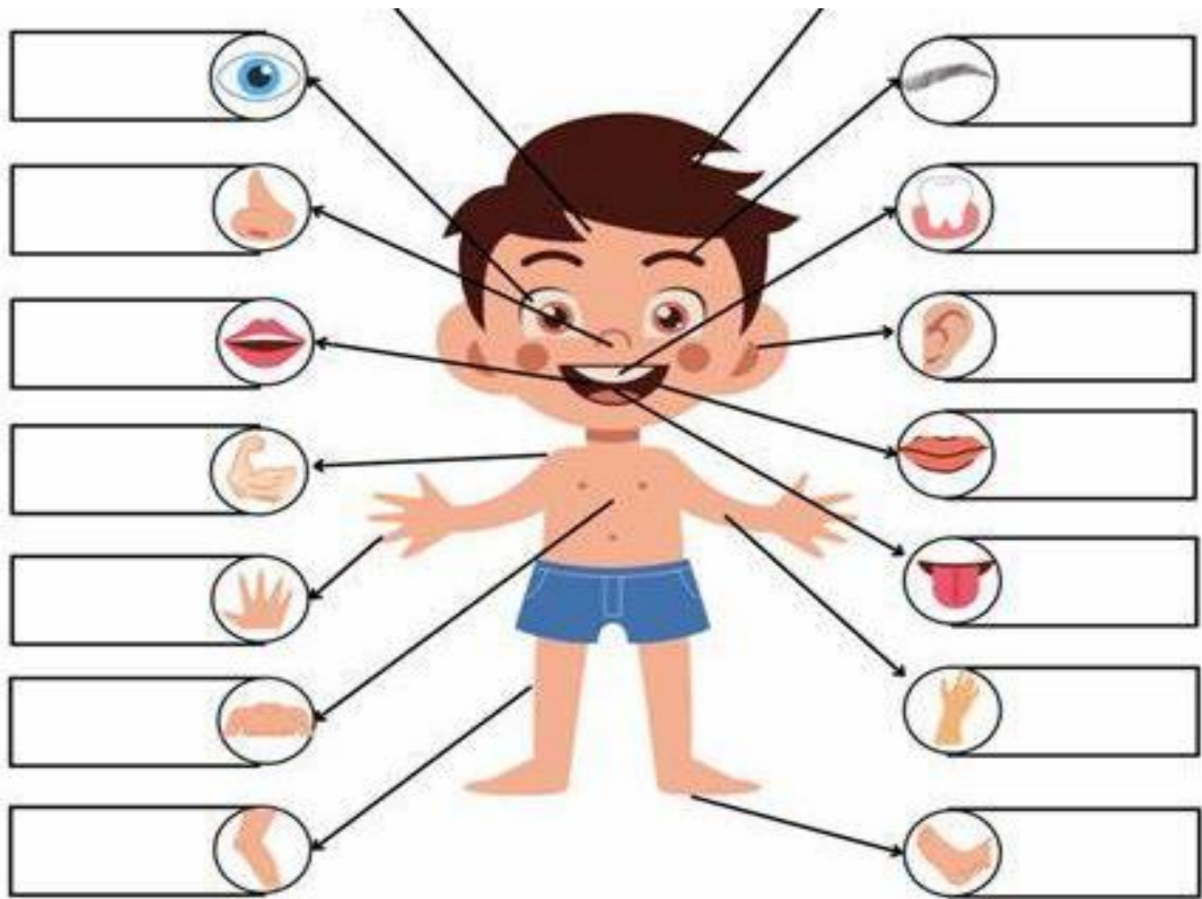
c) Shorts

d) Gloves

Q3. Match the Following.

i) Woollen clothes	a) Protects from rain
ii) Cotton clothes	b) Keeps us warm
iii) Raincoat	c) Keeps us cool
iv) Uniform	d) Worn to school

Q4. Label the parts of the body.



Teacher's Signature & Remark



G.D. GOENKA PUBLIC SCHOOL, UNNAO

SESSION 2025-2026

SUMMER HOLIDAY HOMEWORK

SUBJECT- COMPUTER






CLASS – I

Name: _____

Roll No. _____

Topics: Parts of a computer, About Computer, Places where computer is used

Q1. Identify the parts of a computer and complete the name.

- i)  M ____ U S ____
- ii)  M ____ N I ____ O ____
- iii)  ____ E Y ____ O ____ R D
- iv)  S ____ E A ____ E ____
- v)  ____ P ____


Q2. Write 'T' for True and 'F' for False statements.

- i) A monitor looks like a television.
- ii) A printer can only print in black and white.
- iii) A smart speaker cannot play songs.
- iv. A smart car can help you find the way with maps.

Q3. Match the place with what computers do there.

Place	What Computers Do There
i) Hospital	a) Help doctors keep patient records
ii) School	b) Help students learn and do homework
iii) Bank	c) Help in managing money and transactions
iv) Home	d) Help us play games and watch movies
v) Office	e) Help people work and send emails

Q4. Colour the given picture.



Teacher's Signature & Remark:



G.D. GOENKA PUBLIC SCHOOL, UNNAO

SESSION 2025-2026

SUMMER HOLIDAY HOMEWORK

SUBJECT - G.K

CLASS – I

Name: _____

Roll No. _____

Topics- 'Odd One Out', Animal Shelter, General Awareness questions

Q1. Circle the word that is different from the rest.

- | | | | |
|-----------|-------|---------|----------|
| i. apple | mango | banana | potato |
| ii. tiger | lion | leopard | table |
| iii. car | bus | train | banana |
| iv. red | blue | green | elephant |
| v. chair | sofa | bed | cat |

Q2. Fill in the blanks with the given help box.

Shed, Kennel, Nest, Den, Web, Anthill, Pond, Burrow, Stable, Beehive

- i. Dog lives in a _____.
- ii. Cow lives in a _____.
- iii. Lion lives in a _____.
- iv. Bird lives in a _____.
- v. Ant lives in an _____.
- vi. Bee lives in a _____.
- vii. Horse lives in a _____.
- viii. Rabbit lives in a _____.
- ix. Duck lives in a _____.
- x. Spider lives in a _____.

Q3. Solve the jumble words to find the answer.

- i. National Animal of India. (GITER) _____
- ii. Capital city of India. (ENW LHIDE) _____
- iii. Famous white monument in Agra. (HAMAL ATJ) _____

- iv. National Bird. (COCKPEA) _____
- v. National Fruit. (ANGMO) _____
- vi. The Father of the Nation. (HMAATMA AGNDHI) _____
- vii. Festival of Lights. (WIALID) _____
- viii. Currency of India. (PEERU) _____
- ix. National Flower. (TUSLO) _____
- x. The southern state known for spices. (ALAKER) _____

Q4. Find the festivals name in the given puzzle and color the given pictures.



Baisakhi



Raksha Bandhan



Teacher's Signature & Remark:
